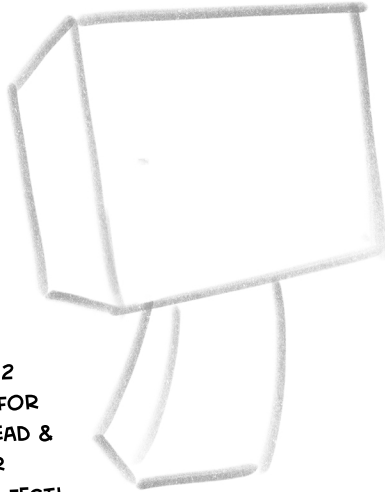
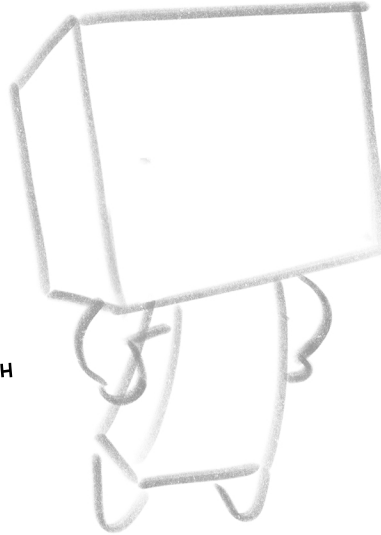


## HOW TO DRAW: OPHELIA VON HAIRBALL V




**1. BOXES**  
START WITH 2  
BOXES—ONE FOR  
OPHELIA'S HEAD &  
ONE FOR HER  
BODY. PURR-FECT!




**2. PAWS**  
ADD HER PAWS. WITH  
PAWS ON HIPS, SHE  
LOOKS STRONG!



**3. EYES & NOSE**  
DRAWN A LINE DOWN  
THE MIDDLE OF HER  
HEAD SO IT'S EASIER  
TO PLACE HER EYES &  
NOSE. DON'T FORGET  
HER (FABULOUS) TAIL!



**4. DETAILS**  
ADD HER FUR,  
PUPILS, EAR TUFTS  
& COLLAR  
(NOTE THE 'O'  
FOR OPHELIA).



**5. COLOR**  
ERASE ANY ROUGH  
PENCIL LINES & ADD  
COLOR!



**6. OUTFIT**  
IF SHE NEEDS HER CAT  
BURGLAR SUIT ON,  
JUST ERASE HER  
COLLAR & ADD HER  
SNAZZY MASK, OUTFIT  
& BELT (NOTE THE 'O'  
BUCKLE).