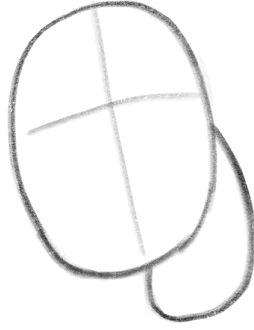


MARSHMALLOW MARTIANS



FUZZ

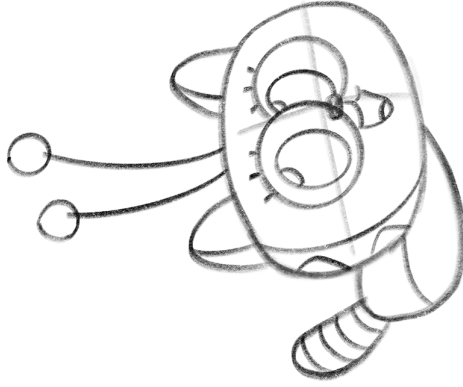
1. START WITH TWO SQUISHY MARSHMALLOW SHAPES.




2. DRAW WOOF'S EYES, TAIL AND EARS!



3. ADD TONGUE, EYE SHINES, HIGHLIGHTS, LASHES AND LINES FOR SIDES.



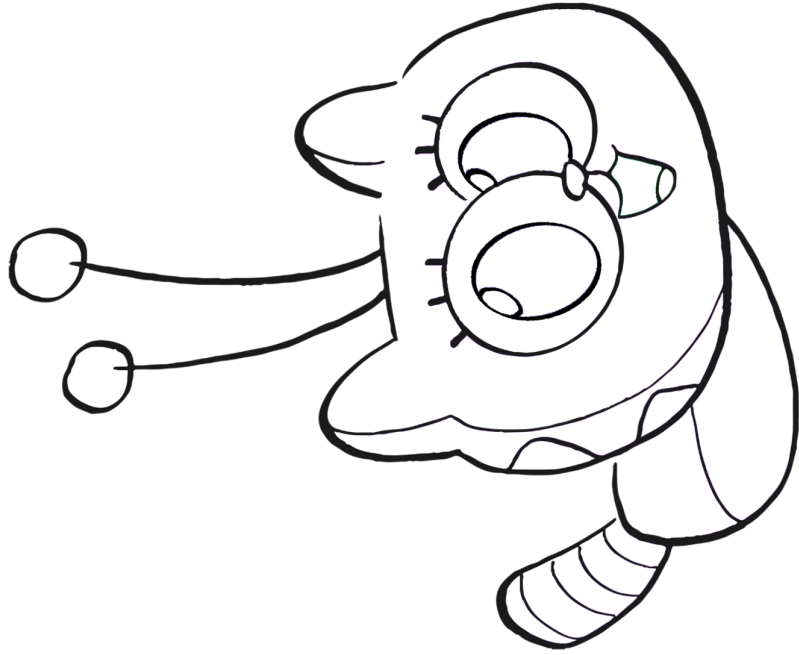
4. ERASE ANY EXTRA LINES, AND ADD COLOR!



MARSHMALLOW MARTIANS



FUZZ



WHAT IF....
